





Be Smart - Buy Smart

A simple guide to help
you understand your
rights as a consumer.

Contents

What are my rights?	2	Shop breakages	11
Shopping	3	What is credit?	12
Refunds - when can I get my money back?	4	Book Up	15
Guarantees - what if it is broken?	5	When should I use credit and book up?	17
Lay-by - can I pay bit by bit?	6	Buying a car	18
What does it cost?	7	Buying a mobile phone	21
Advertising	8	Scams	22
Bag searches	9	Making a complaint	23
		Contact us	25



Shopping

When you spend money, make sure you are given receipt .

If you have to sign anything this will usually mean it becomes a contract .
Make sure you understand what it means and what you must do.

Refunds - when can I get my money back?

You can't get your money back if you just change your mind about what you bought.

But you can get a refund, an exchange or a repair, if what you paid for –

- t does not do the job it was supposed to
- t had something wrong with it when you bought it and you didn't know
- t isn't the same as the sample you were shown.



Guarantees - what if it is broken?

A consumer guarantee gives you protection if something goes wrong with what you bought and you did nothing wrong. You have this right when you buy something from a business (not from a private seller).

Speak to the seller first if things go wrong – they should arrange to have the problem fixed.

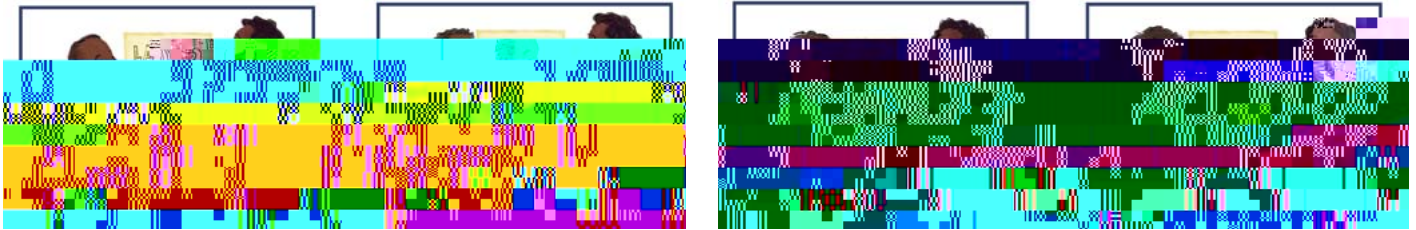
Even if you have used the product before the problem started you may still be able to get a repair or refund.

There are special laws to protect you if you buy a second-hand car, as long as you have bought it from a licensed dealer. Contact your local fair trading agency for details.



Lay-by - can I pay bit by bit?

When you buy something from a shop using lay-by, you pay deposit and the seller puts it away for you until you have finished paying for it.



You won't be able to take it home until you have finished paying for it.

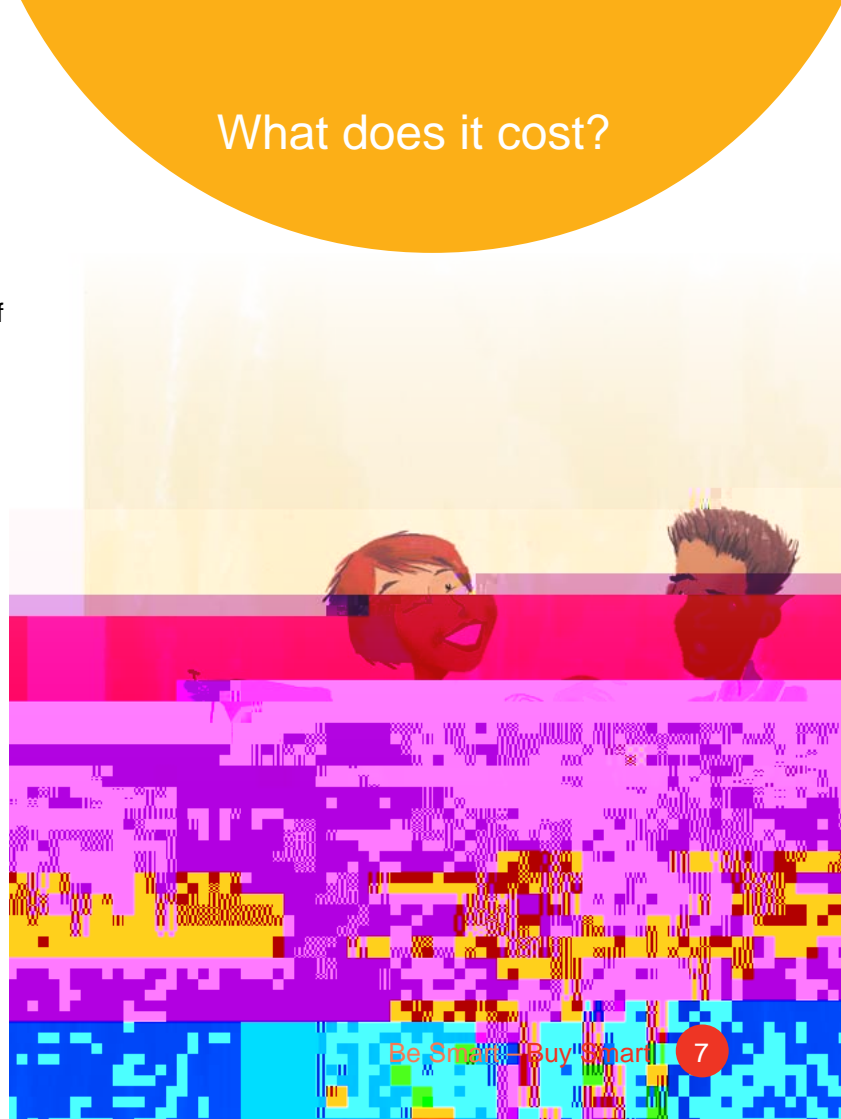
Make sure you get a written lay-by agreement and receipts for all payments you make. Keep them until you collect the item and you have checked that it is just as you expected it to be.

What does it cost?

Prices should be shown on the item itself or on a shelf label near the items, and the price tag must display the truth.

If you pick up an item with two price tags attached, the seller should sell it to you at the lower price.


However, if the seller does not want to sell the item at the lower price, they can choose not to sell it at all.




Advertising

Advertising information should help you make a decision based on things like price, quality and purpose. But sometimes advertising just confuses you.

Don't rely only on advertising when you are looking for information about what to buy or where.



Bag searches



If the shop sign says that they check bags, the seller can ask to look inside your bags, but they must not touch your things.

You can say no .

Bag searches

Shop breakages



Who pays?

If the break was all your fault, then the seller can ask you to pay for what broke. If you don't, you could be taken to court.

If it happened because of the seller's mistakes then you should not be expected to pay for what broke.



What is credit?

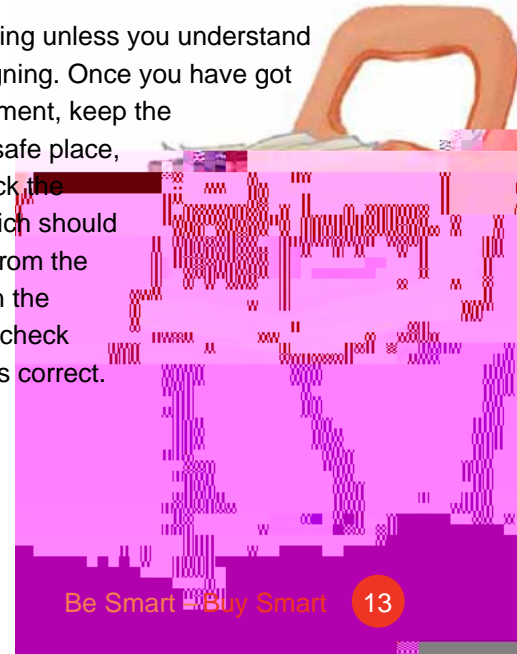
Should I use credit?

Before you decide to use credit to buy something make sure you can afford to pay back the money, plus the extra charges.

If you decide to use credit you should:

- t compare different deals offered by different credit providers. Make sure you understand all the fees and charges, the interest rate, the required repayments, whether you need to take out insurance or whether you need a guarantor. A guarantor is someone who promises to repay your loan if you can't.

- t shop around for the best deal. It is really important to add up all the costs before you sign a contract. Make sure you only borrow an amount of credit that you can afford to pay back.
- t Don't sign anything unless you understand what you are signing. Once you have got a credit arrangement, keep the paperwork in a safe place, and always check the statements, which should come regularly from the credit provider in the mail – read and check that everything is correct.




Paying back credit?

What if I can't pay?

If you have trouble paying back credit you should speak to your credit provider first and see if they can help. You can also talk to a financial counsellor who may be able to help you to manage your money or negotiate with the credit provider.

You can speak to a financial counsellor for free on **1800 007 007**.

If you are worried about credit, talk to others in the community and discuss your problems. If you need additional help, contact ASIC's Indigenous helpline on **1300 365 957**, or a financial counsellor.




Book Up

When a store offers credit it lets people get goods or services and pay the store later. This is often called book up .

Be careful using book up. Watch out for these things:

- t You might be asked to leave your key card or debit card as security for the credit or book up. This means you can't shop anywhere else using your card.
- t Some traders ask for your PIN number – it is never safe to give this to anyone and stores should not ask for or keep your PIN. **DO NOT TELL** anyone your PIN.



Book Up

- t You might not get receipts. If you don't get receipts you may not know how much you are spending.
- t You might find it very hard to pay off your debts to the store. You could end up paying high book up fees and lose track of how much you owe the store.
- t You might not know how much the store is taking out of your account and how much you have left in your account. Make sure you keep an eye on this. Ask the store how much is being taken and how much book up debt you have.



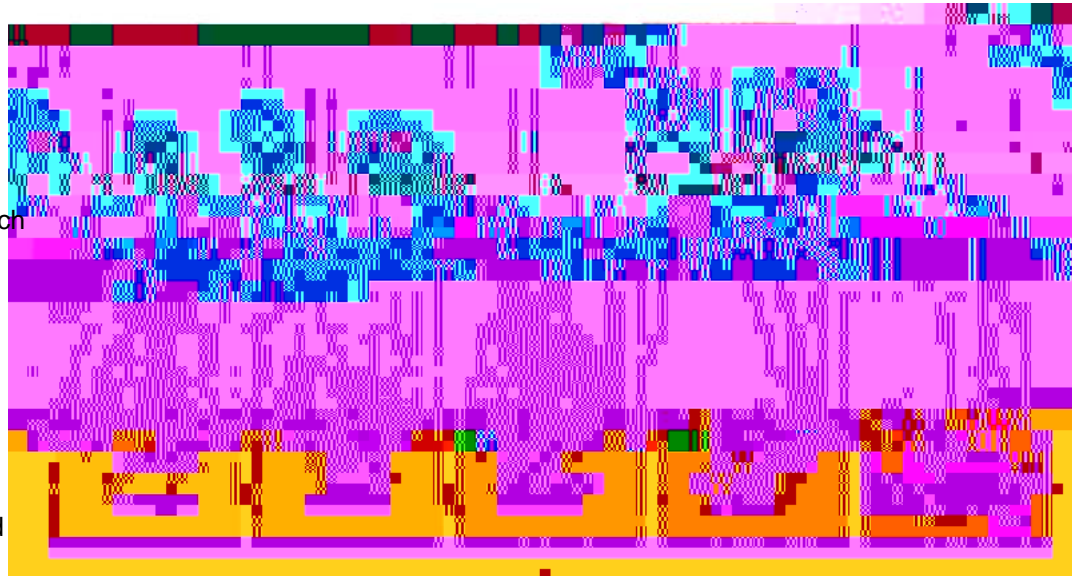
When should I use credit and book up?

Only use credit if you can afford it. Think about if you could save up the cash instead. Ask about fees, charges and interest. Also ask about other charges, such as fees for late repayments.

Keep the paper work - receipts, contracts and statements.

If you are worried about credit or book up, talk to others in the community and discuss your problems.

Talk to a financial counsellor for help to sort out your debts (ph 1800 007 007) or talk to ASIC's Indigenous Outreach Program (ph 1300 365 957)



Buying a car

Owning a car means paying for regular services, repairs, registration and sometimes insurance.

You also need to think about the price of fuel – an efficient car engine is cheaper to run.

If you aren't paying cash for a car, look for the best loan to suit you. Shop around for the best deal and think about talking to a financial counsellor or community member before you sign anything.

Work out how much you can afford to pay in loan repayments and remember the extra charges such as interest and fees.


If you are buying a second-hand car then choose from a licensed second-hand dealer with a good reputation – they will usually provide service if problems arise.

You can check if the dealer is licensed by contacting your local fair trading agency. See the back of this booklet for phone numbers.

Remember –don't sign anything until you are sure you are going to buy. Take time to read and understand all the documents before you sign them. Don't sign blank or incomplete documents; and initial all changes.

In some states/territories, if you buy from a licensed second-hand vehicle dealer you have a cooling-off right. This means that once you sign a contract you have some time to change your mind if you want to. Before signing a contract, check with your local fair trading agency if there are cooling off rights in your state/territory and how long you have to cool off.


Buying a car



Buying a car

Tips:

- t If you buy from a licensed dealer you have more protection than when buying from a private seller.
- t All people who sell cars for a business must be licensed as a dealer.
- t There is no warranty if you buy privately rather than through a dealer.
- t If the car is very cheap, or too old, it may not come with a warranty. This means you have to pay yourself for everything that needs fixing.
- t Get a mechanical inspection done by an independent mechanic that you trust.
- t If you are using credit, make sure you can afford the repayments and shop around for the best deal for you.



Buying a mobile phone

Mobile phones can cost you a lot. Some services may seem cheap but can quickly add up and may be hard to cancel.

Tips:

- t Don't let someone borrow your phone unless you know how it will be used.
- t Keep receipts and contracts so you have proof of purchase in case you have a problem.

How will you use your phone?

- t Do you want a fixed term call plan or a pre-paid call plan? A pre-paid service means you pay first so you can't over-spend. But the actual calls may be more expensive on a pre-paid plan.

Read the contract and find out what it means. Once you sign the contract you must pay the bills, so make sure you read and understand it. If you don't understand it, don't sign it.

- t Get as much as you can for your phone.

- t Check if the phone will work in your local area or where you will be travelling regularly. Ask friends or people who use phones in the area; don't rely only on coverage maps.

Scams


A scam is a trick by someone wanting your money or information.

Be careful if it seems 'too good to be true'.

Tips:

- t Don't give out personal information to strangers or people you don't trust
- t Take time making decisions about money; don't be rushed
- t Never give out your bank account or credit card information to someone you don't know and trust
- t Keep receipts and other papers
- t Say 'NO' if you don't understand.

Report scams to SCAMwatch (ph [300 795 995](tel:300795995) or visit www.scamwatch.gov.au)



Making a complaint

If you are unhappy with something you have bought or with a service you have paid for, you have a right to complain. This can be a difficult thing to do sometimes – you may feel too angry, or perhaps you feel that it's just bad luck and you have to put up with the results.

But there are things you can do.

First:

- t Make sure you speak to the seller or manager of the business first. Calmly state what the problem is and what you would like them to do to fix it.
- t Have all receipts, warranties and quotes with you because you may need to show them.
- t Be polite, but firm. Don't let them ignore the problem.
- t Write notes, if you can, but at least make sure you know the name and position of anyone you speak to, and the date that you speak to them.

Making a complaint

Next:


You could follow up with a letter. The letter should contain information about:

- t where and when you bought the item or service
- t how much it cost
- t what is wrong and what action you have already taken
- t what you want done to x the problem e.g. a refund or repair, or the job done again without charge.

Keep copies of any letters you send, and don't send originals of receipts or guarantees, send copies.

If that doesn't work:

If you can't resolve the problem with the business, contact your local fair trading agency. Explain the problem and tell us what actions you have taken. Someone else can write a complaint for you if you sign it.



Contact



A joint initiative of Australian, state and territory governments.





www.1000000.com

www.1000000.com www.1000000.com www.1000000.com

www.1000000.com www.1000000.com www.1000000.com

www.1000000.com www.1000000.com www.1000000.com

www.1000000.com www.1000000.com www.1000000.com

www.1000000.com www.1000000.com www.1000000.com

www.1000000.com www.1000000.com www.1000000.com

www.1000000.com www.1000000.com www.1000000.com

